




Bathtub - CL.1

Deck valve counter-clockwise closing hot - polished chrome

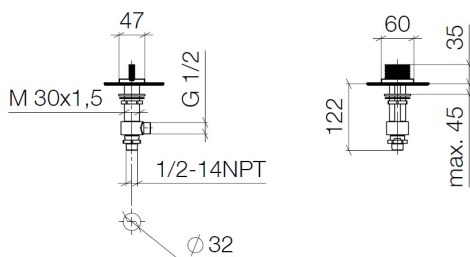
Article number: 20 006 706-00

- CASCADE structure
- 1-1/4" hole diameter
- Flange 2-3/8" x 1-7/8"
- Fittings group in compliance with DIN 4109: 1
- (ADA)



polished chrome

Dimensional drawing



All dimensions in mm / inch = mm x 0,0394

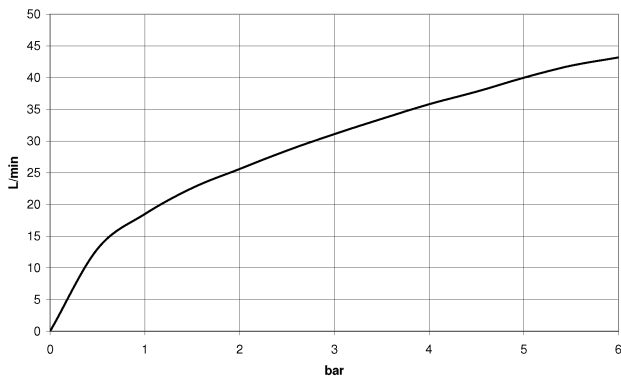


Bathtub - CL.1

Deck valve counter-clockwise closing hot - polished chrome

Article number: 20 006 706-00

Flow rate chart





Bathtub - CL.1

Deck valve counter-clockwise closing hot - polished chrome

Article number: 20 006 706-00

Other surface finishes



platinum matte
20 006 706-06



Dark Platinum matte
20 006 706-99

More custom finish options are available via special production (xTra Service). Please see our finish matrix for availability and pricing or contact a Dornbracht representative.

Spare parts list

Number	Item Number	Designation	Number of units
<hr/>			

